

Durable Series

High-efficiency, double-conversion UPS with scalable runtimes.

The new DS-I Series UPS provides premium double-conversion backup power and scalable battery runtimes for varied applications.

The entire DS-I Series provides value to customers with demanding power environments, including very wide input voltage range, extremely tight output voltage regulation, frequency regulation, internal bypass, and input power factor correction. It perfectly serves their purpose in servers, workstation and appliances.


DS-I 1K-10K

Features

- Zero transfer time
- Wide range of input frequency (40~70Hz) and Output frequency 50/60Hz setting
- High-performance DSP processor, precision and fast data processing with high reliability
- Cold start (DC power on)
- Auto restart functions
- Extended battery pack for long service time
- RS232 and USB port
- Intelligent card slot available




Front Panel



- A** LCD
- B** On/off
- C** Func

Rear Panel


DS6000I / DS10000I



- 1** USB (OPTION)
- 2** RS232
- 3** EPO
- 4** FANS
- 5** Cable Protector
- 6** Bypass Breaker
- 7** Parallel Ports
- 8** Reserved function
- 9** Intelligent Slot
- 10** Input Breaker
- 11** Cold Start


Rear Panel

DS1000I




220/230/240V 220/230/240V (Optional)

DS3000I



220/230/240V 220/230/240V (Optional)

DS2000I



220/230/240V 220/230/240V (Optional)

- 1** RS232
- 2** EPO
- 3** Intelligent slot
- 4** USB
- 5** Input current protector
- 6** Input
- 7** Network surge protection
- 8** Outlets
- 9** Battery connector
- 10** Output terminal

Durable Series

High-efficiency, double-conversion UPS with scalable runtimes.

DS-I 1K-10K

Specifications

Model Name	DS1000I	DS2000I	DS3000I	DS6000I	DS10000I	
Topology	True On-Line Double Conversion					
On-battery Output Waveform	Pure Sine Wave					
Maximum Capacity	1000VA / 900W	2000VA / 1800W	3000VA / 2700W	6000VA / 5400W	10000VA / 9000W	
Crest Ratio	3:1					
INPUT						
Nominal Voltage	220 / 230 / 240Vac (Settable)					
Nominal Frequency	50 / 60Hz (Settable)					
Nominal Voltage Range	176-288Vac					
Nominal Frequency Range	40-70Hz					
OUTPUT						
Nominal voltage	220 / 230 / 240Vac (± 1 %, battery mode)					
Nominal Frequency	50 / 60Hz (± 0.1 %, battery mode)					
Transfer Time	Line to Battery Mode	0ms				
	Inverter to Bypass	2ms		0ms		
Start on Battery	Yse					
Auto Restart	Yes					
Number of Outlets (Battery backup)	4 (IEC 10A)	4 (IEC 10A)	4 (IEC 10A) + Terminal	Terminal	Terminal	
Maximum Efficiency (Line mode & Battery fully charged)	86%	91%	91%	94%	95%	
PROTECTION						
Data Line Surge Protection	RJ11/RJ45					
Overload Capability	Line Mode	105%~130%:shutdown after 1mins, 131%~150%:shutdown after 30s		105%~130%:shutdown after 5mins, 131%~150%:shutdown after 1mins		
	Battery Mode	105%~130%:shutdown after 10s, 131%~150%:shutdown after 5s		105%~130%:shutdown after 1mins, 131%~150%:shutdown after 30s		
Over Current Protection	Circuit Breaker					
BATTERY						
Configuration	36V (12V 7Ah x3)	72V (12V 7Ah x6)	96V (12V 7Ah x8)	240V (12V 7Ah x20)	240V (12V 9Ah x20)	
Backup Time (80% Load)	4~6mins	6~8mins	6~8mins	3~5mins	4~6mins	
Recharge Time to 90%(Typical)	<8 Hours					
Extended Battery Pack (Optional)	BP 1KIL 36V (12V 7Ah x6)	BP 2KIL 72V(12V 7Ah x6)	BP 3KIL 96V(12V 7Ah x16)	BP 6KIL 240V(12V 7Ah x20)	BP 10KIL 240V (12V9Ah x20)	
INDICATOR & ALARM						
Display	LED+LCD (Rectifier/Bypass/Inverter/Battery)					
Alarm	Battery mode / UPS faults / Overload					
INTERFACE						
Communication port	RS232 and USB					
SNMP Manageable	Yes (Optional)					
ENVIRONMENTAL						
Operation Temperature	0~40°C / 32~104°F					
Storage Temperature	0~70°C / -32~158°F					
Relative Humidity	0~95% Non condensing					
MECHANICAL						
Dimension (W×D×H)	Physical	144×353×222 mm	190×374×336 mm	190×426×336 mm	190×426×705 mm	190×485×705 mm
	Packing	240×448×320 mm	310×495×440 mm	310×547×440 mm	310×547×850 mm	310×547×850 mm
Weight	Net	12Kg	21Kg	25.6Kg	56Kg	60Kg
	Packing	13Kg	22.5Kg	27.5Kg	60Kg	65Kg

Specifications are subject to change without notices.